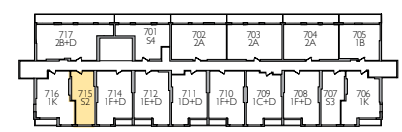
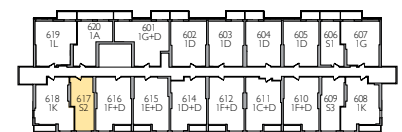
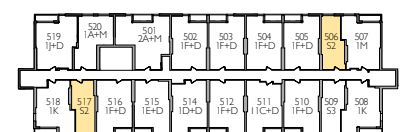
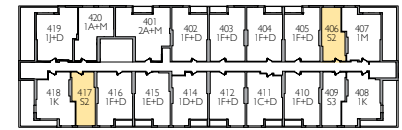


S U I T E
S2
W
SMART STUDIO
372 SQ FT



MATRIX
DEVELOPMENT GROUP

All renderings are artist's concept. Actual usable space may vary from stated area. Dimensions, specifications and architectural detailing are subject to changes without notice. Suite and outdoor space may vary on different floors. E. & O. E.